

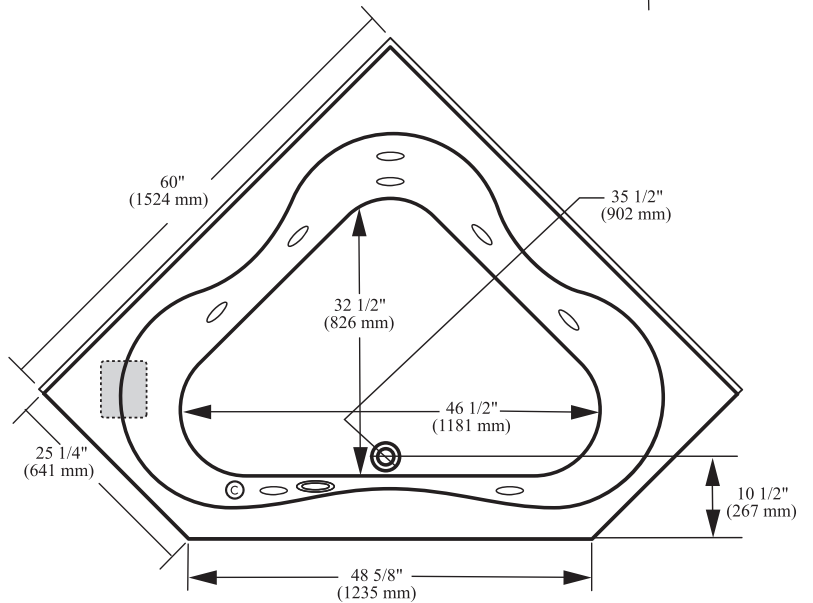
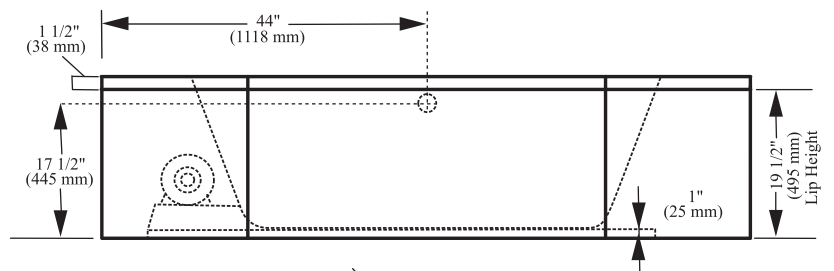
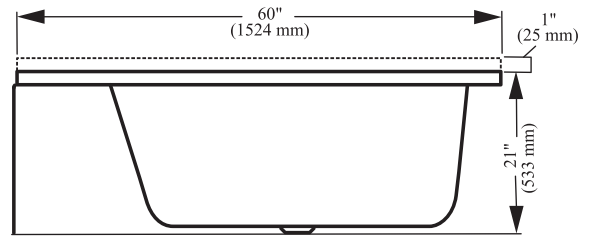
quartz SERIES



GLTC6060SKWH	60X60 SKT CORNER TUB WH
GLWC6060SKCMLWH	60X60 SKT CORNER LH MOTOR WH
GLWC6060SKCMRWH	60X60 SKT CORNER RH MOTOR WH
GLAC6060SKWH	60X60 SKT CORNER AIR TUB WH
GLTC6060SKBS	60X60 SKT CORNER TUB BS
GLWC6060SKCMLBS	60X60 SKT CORNER LH MOTOR BS
GLWC6060SKCMRBS	60X60 SKT CORNER RH MOTOR BS
GLAC6060SKBS	60X60 SKT CORNER AIR TUB BS

quartz skirted corner specifications

- 60" Length overall
- 60" Width overall
- 21" Overall height
- Capacity: 72 gallons
- Drain Position: Front/Center
- 7 hydro jets and 1 lumbar jet
- LH or RH motor option



 Suction Location

 Control Location

 Pump Location