

Stainless Steel Sinks

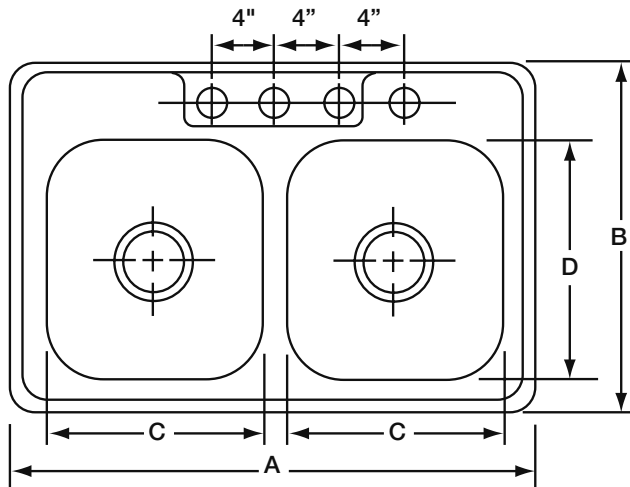
GL332273
GL332274

33X22X7 DBL BOWL SINK DI 22GA 3HL SS
33X22X7 DBL BOWL SINK DI 22GA 4HL SS

SINK DIMENSIONS (INCHES)*

Dimensions	Overall		Inside Bowl			Cutout in Countertop (1-1/2" (38mm) Radius Corners)	No. of 1-1/2" (38mm) Dia. Faucet Holes 4" (102mm) Center	Minimum Cabinet Size	
	L	W	L	W	D				L
33x22	A	B	C	D	E	L	W	3 or 4	36 (914mm)
	33 (838mm)	22 (559mm)	14 (356mm)	15-3/4 (400mm)	7-1/16 (181mm)	32-3/8 (822mm)	21-3/8 (543mm)		

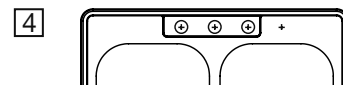
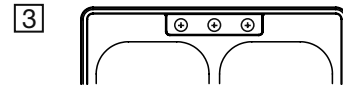
*Length is left to right. Width is front to back.



Bowl Depth is E

Hole Drilling Configurations

1-1/2" (38mm) Diameter Faucet Holes on 4" (102mm) Centers



gemline

